

野口宇宙飛行士といっしょに作ろう

3月3日

ひなまつり

Paper Craft (Hina Matsuri costumes)

March 3

The Festival of Dolls, Girls' Day Festival

用意するもの

You will need

- ・はさみ
Scissors
- ・セロハンテープ
Scotch tape

——— 切り取り
Cut line

..... 山折り
Fold out

- - - 谷折り
Fold in

For girls

For boys



Hina Matsuri

The Festival of Dolls (or Girls' Day)

"Hina Matsuri" is held on March 3. It is a day to pray for the growth and happiness of young girls.

Families with female children display Hina dolls (special dolls designed for Hina Matsuri) to celebrate the day.



【組み立て手順】 Assembly Instructions

1. パーツを切り取り、折り線に従い折り目を付ける
Cut out the pieces and crease them along the fold lines.


2. 烏帽子を青い線に合わせて重ねていきテープで貼り付ける
Wrap headgear strips according to the blue lines and attach them.



3. 帽子の飾りを取り付ける
Attach to the headgear.



4. ひもを貼り付ける
Attach the strings to the headgear.



女の子用はもっと簡単に作れるので、挑戦してみてね
Girls' headgear is much simpler. Try it out!

ひもは自分の顔の大きさに合わせて調節してください
Adjust the length appropriately.

